



Google Hangouts Guide

What You Need

1. A Google account
2. A computer or phone with a camera and microphone.
3. The link to join the hangout.

How to Join a Hangout

1. Copy the video call URL that the event organizer provided and paste it in your browser.
2. Your video feed will not be visible to anyone else until you click the Hangout button on the Invite page.

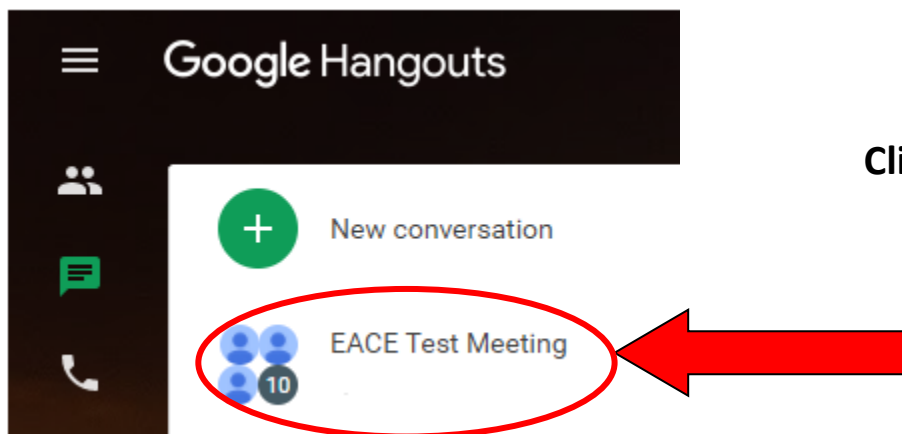
Note: If you have the URL of the video call, you don't need a Google account to join the call.

Some General Best Practices

- **Use a headset.** Using a headset or headphones helps to cut down echoes and feedback.
- **Use the Mute option.** When you aren't speaking, be sure to mute yourself.

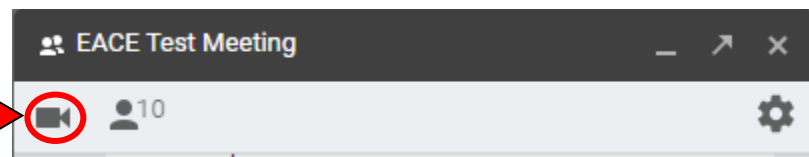
For more detailed information, visit the [Google Product Forums](#).

Desktop

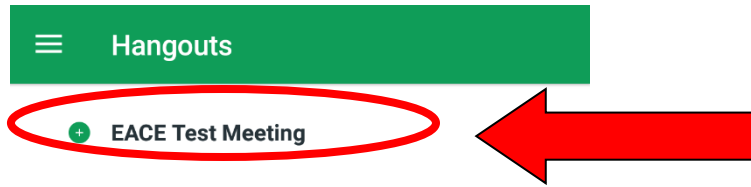


Click on the “Conversation”
you would like to join!

Then click on the “Video Call”
button on the top left of the
conversation!



Mobile



Click on the “Conversation”
you would like to join!

Then click on the “Video Call”
button on the top left of the
conversation!

